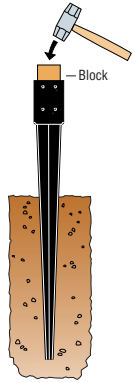


Installation

Check local building department for any applicable code requirements before installing E-Z Fence Post Products. See product label for detailed installation instructions.

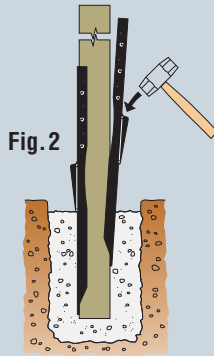
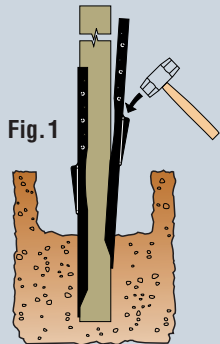
E-Z Spike™

To install the E-Z Spike, drive the spike 29" into the ground for full penetration using a short block. Take care to install the spike base plumb. Attach the post to the spike base using Simpson Strong-Tie® Strong-Drive® SDS screws, lag screws or bolts.*



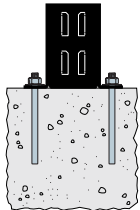
E-Z Mender™

Remove dirt or debris around the existing post. Drive the mender plate down along the post between the post and the dirt (Fig. 1) or concrete (Fig. 2), ensuring that the plates are driven 11" into the ground for full penetration. Repeat on opposite side of the post. Fasten to the post using double-barrier coat or hot-dip galvanized fasteners (screws or nails). Fill the hole around the post with concrete.*



E-Z Base™

Attach the E-Z Base to the existing concrete using suitable anchors. See the Simpson Strong-Tie® Anchoring and Fastening Systems for Concrete and Masonry catalog or www.simpsonanchors.com for anchoring options. Fasten the post to the base using SDS screws or lag screws (screws and anchors not supplied).*



*NOTE: Notwithstanding the terms of the Limited Warranty, Simpson Strong-Tie does not guarantee, represent or warrant that this product will perform under, or prevent or reduce damage caused by corrosion, any seismic, wind, atmospheric, or other load-producing event.

Fence Bracket

The FB24Z is designed to make the connection between fence rails and posts simple and strong, eliminating the need for toe-nailing or screwing. The FB24Z features a ZMAX® coating for additional corrosion resistance.



Pipe Grip Tie®

Pipe Grip Ties attach wood fence rails to metal fence posts, eliminating rotted and failed wood posts. The PGT2Z-R features a ZMAX coating for additional corrosion resistance.



Rigid Corner Bracket

For strong fence and gate bracing, use the Rigid Corner Bracket (RCBZ). The RCBZ connects two wood members at a 90° angle and features a ZMAX coating for additional corrosion resistance.



Deck Guide

Simpson Strong-Tie has created a *Deck Framing Connection Guide*, designed to help contractors as well as do-it-yourselfers build a code-compliant, safe deck per the International Building Code® (IBC) and International Residential Code® (IRC). The 16-page guide covers the critical areas of deck construction to help make sure decks are properly fastened and secured, and meet the required design loads. To download a copy of the guide, visit www.strongtie.com/deckguide.



SIMPSON

Strong-Tie

E-Z Fence™ Post Products



Fence post projects made easy.



E-Z Fence™ Post Products

Replacing an entire fence can be an expensive and difficult task. Simpson Strong-Tie offers a line of products designed to help make repairing and reinforcing fence posts easy and economical. The E-Z Spike™, E-Z Mender™ and E-Z Base™ offer simple solutions for all types of fence post projects.



E-Z Spike™

- Allows easy installation of 4x4 wood posts without digging holes or pouring concrete
- Can be used for a variety of applications where quick-to-install posts are needed
- Features a black powder-coat finish



E-Z Mender™

- Allows easy repair of rotted or damaged 4x4 wood posts installed in concrete or dirt
- Reinforces weakened wood posts without having to replace the post or the concrete
- Features a black powder-coat finish



E-Z Base™

- Allows easy installation of 4x4 wood posts on existing concrete
- Features a black powder-coat finish

For more information on corrosion issues with metal connectors used with preservative-treated wood, visit www.strongtie.com/info.